

# CONFERENCE REPORT

## INTERNATIONAL DIGITAL CONFERENCE

ON

## BENIGN JAW PATHOLOGIES

---

**THEME: BACK TO BASICS**

---

*Presented by*

DEPARTMENT OF ORAL AND MAXILLOFACIAL SURGERY, SDS  
KRISHNA INSTITUTE OF MEDICAL SCIENCES  
DEEMED TO BE UNIVERSITY  
Karad, Maharashtra

*In association with:*

GSR INSTITUTE OF CRANIOFACIAL AND FACIAL PLASTIC  
SURGERY, HYDERABAD



**Date:** 30<sup>th</sup>, 31<sup>st</sup> October and 1<sup>st</sup> November

**Time:** 5:00 pm to 7:30 pm IST



**Online platform:** ZOOM & YouTube

# CONTENT

---

<b>Title</b>	<b>Page No.</b>
Conference objectives & summary	1
Inauguration ceremony	2
Conference proceedings day 1	5
Conference proceedings day 2	8
PG prize paper presentations	10
Conference proceedings day 3	11
Valedictory function	15
Conference feedback report	19
Pre-post-test assessment report	20
Conference outcome report	21

---



## CONFERENCE OBJECTIVES & SUMMARY

Department of Oral & Maxillofacial Surgery, School of Dental Sciences, KIMSDU, Karad in association with GSR institute of craniofacial and facial plastic surgery, Hyderabad successfully conducted an International Digital Conference on Benign Jaw Pathologies on 30<sup>th</sup>, 31<sup>st</sup> September and 1<sup>st</sup> November 2020. The Objectives of the International Digital Conference Included:

- In the current testing times of COVID19 and the subsequent restrictions on routine conduction of workshops, seminars, and conferences, the digital conference will provide a platform for eminent speakers, surgeons, radiologists, pathologists to interact and share knowledge with post graduate trainees, consultants, academicians and practitioners from India as well as across the globe.
- To discuss the pertinent findings, advances and experiences in field of diagnosis, and management of benign jaw pathologies, a topic which has not been very elaborately discussed, despite its important clinical impact in field of maxillofacial surgery.
- The digital conference should allow trainees / postgraduate students to present their findings as case series/ review/research at the international forum.
- To strengthen the existing MOU between KIMSDU and GSR institute, Hyderabad.
- To encourage future joint collaboration between participating institutes/universities and KIMSDU.

## CONFERENCE SUMMARY

About 1000 registrations were received from all the states of India and from all over the globe. The link for the registration form for the conference was made available in 1<sup>st</sup> page of brochure which was circulated via emails and WhatsApp groups (**annexure 1: Conference brochure; annexure 2: Online registration form**). The registration was free of charge and was open until 30<sup>th</sup> Oct 2020 (5 PM IST).

Over 80 post graduate papers from almost every state across the country and few international countries like Spain, France, Portugal, Sri Lanka, The Netherlands and Ethiopia were received. The guidelines for abstract along with audio-visual presentation were provided in the brochure and were accepted until 25<sup>th</sup> Oct 2020. All the PG papers were blinded and sent to external judges for judging (**annexure 3: judging sheet**), out of which 3 best papers were selected for the prize category. These papers were presented live on the 2<sup>nd</sup> day of the conference.

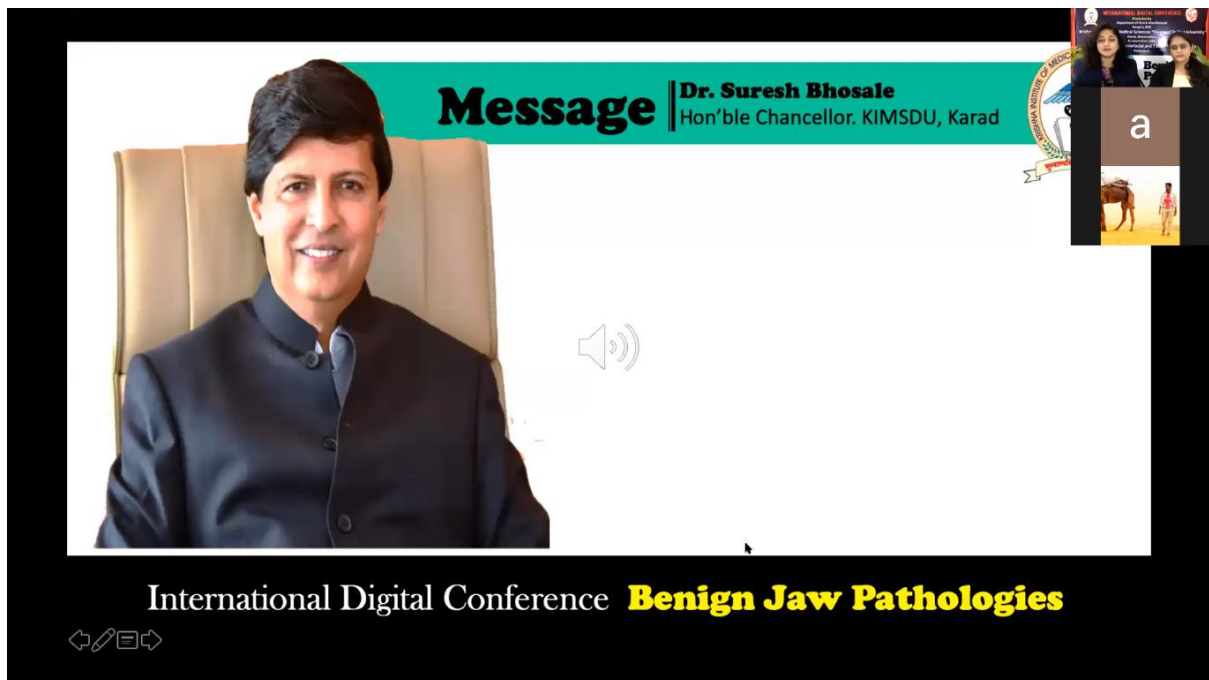
The Reputed national and international speakers, with established areas of excellence and expertise in field of Oral & Maxillofacial surgery and Radiodiagnosis were invited for delivering guest lectures and interactive Panel & case discussions. Four WhatsApp groups were created for the purpose of sharing links of the event, administering pre- and post-test questionnaire, gathering feedback from the delegates and solving conference related queries of the participants. The event was streamed live on YouTube and zoom app on 30<sup>th</sup>, 31<sup>st</sup> Oct and 1<sup>st</sup> Nov 2020 from 5:00 pm to 7:30 pm IST. With this enthusiasm and engaging participation, the 3 days academic feast on 'benign jaw pathologies' was begun.



## INAUGURATION CEREMONY

The event was anchored by Dr. Payal Mate and Dr. Monica Patil. The inauguration ceremony was carried out with the welcome speeches addressed by honourable chancellor (KIMSDU) **Dr. Suresh Bhosle**, honourable vice-chancellor (KIMSDU) **Dr. Neelam Mishra** and dean (SDS, KIMSDU) **Dr. Shashikiran N.D.** Following this, the virtual lamp lightning ceremony was performed.

### MESSAGE FROM HON'BLE CHANCELLOR, KIMSDU



*Dr. Suresh Bhosale, Hon'ble Chancellor, KIMSDU addressing the Dignitaries, Speakers and Delegates of the conference*

“A very good evening to one and all. On behalf of KIMSDU, I take this opportunity to welcome all the dignitaries, speakers and participants from India and across the globe to this International Digital Conference, hosted by Department of Oral and Maxillofacial Surgery, School of Dental Sciences in association with GSR institute, Hyderabad. This has been a challenging year and, in such times, it is wise to continue sharing knowledge on digital platform. KIMSDU believes in supporting and promoting overall academic growth of students and faculty with never ending zeal. We have hosted numerous regional and national conferences in the past. When Dr. Shashikiran proposed that Dept. of Oral and maxillofacial surgery wished to host an international conference, I was more than happy to extend my support. This conference will see various renowned international and national speakers deliberate on benign pathologies in the field of Oral and Maxillofacial surgery, over a period of 3 days. The conference has over 1000 registrations and we have received 90 PG paper presentations from all over India and worldwide including nations like Spain, France, Germany and Netherlands. I wish Dept. of Oral & Maxillofacial Surgery, SDS all the luck and success for this event. I once again welcome all the delegates and eminent speakers to this



International Digital Conference. I hope this event enlightens the young minds for greater endeavours”.

### MESSAGE FROM HON'BLE VICE-CHANCELLOR, KIMSDU

“A very good morning to everyone. It gives me immense pleasure to welcome all the delegates on this international digital platform. This year has taken an unforeseen turn in the form of a viral assault. While the world is healing from the brunt at its own pace, why don't we take the time to adapt ourselves to the changing phases. And what could be better than bringing together expert maxillofacial and head and neck surgeons from India and across the globe to discuss topics pertinent to the speciality. We at KIMSDU hope that surgeons, clinicians, academicians and trainees not just in Asia but all over the globe get to attend and experience a virtual knowledge fair over a period of 3 days. Facts and experiences shall be shared by eminent speakers that will enlighten the young minds. We at KIMSDU strongly believe in promoting the academic growth with all the necessary aids. Dr. Shashikiran N.D., Dean of SDS along with his team in the Department of oral and maxillofacial surgery have undertaken the task of arranging an international conference in such a short span of time keeping the limitations and relevance of digital platform in mind. The cause, plan and execution of this conference, I surely believe, will be one of a kind. I take this opportunity to welcome you all on behalf of KIMSDU and I wish best of luck for conducting this event”



*Dr. Neelam Mishra, Vice-chancellor (KIMSDU) delivering the inauguration speech*



## MESSAGE FROM DEAN, SDS, KIMSDU

“A very good evening to one and all. Firstly, on behalf of School of Dental Sciences, Karad, I welcome you all to the International digital conference, 2020. I would like to thank all the delegates, eminent speakers and students for their huge participation and making this Conference a remarkable success. The organisers of the conference, Dr. Kumar Nilesh and his team from Dept. Oral and Maxillofacial Surgery deserve the most profound congratulations for the excellent organisation. Conducting any workshop or conference requires meticulous planning and efficient execution. An international digital conference like this one has helped in bringing all the clinicians, academicians and students together to share and learn the changing concepts and adapt to the new normal. Pulling off the task of conducting the conference with over 1000 participants worldwide is a heroic task. The team of Oral and Maxillofacial Surgery have put in immense efforts and planning in making this digital conference a grand success. We at KIMSDU always strive for the same. I take this opportunity to thank you all and wish more luck and success for forthcoming events”



*Dr. Shashikiran N.D., Dean, SDS, KIMSDU delivering the welcome speech*

## CONFERENCE PROCEEDINGS DAY 1

After the pleasantries exchanged, we begun with the keynote lectures. The pre-test forms for day 1 were distributed on the WhatsApp groups half an hour prior to the commencement of the event (**annexure 4: pre-test day 1**). The keynote lectures of day 1 were moderated by Dr. Anuj Dadhich (Professor and PG guide at Rural dental college & hospital Loni)



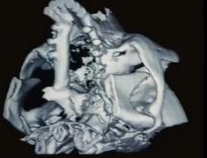
DAY 1		5:00 PM Onwards (IST) 12:30 Onwards (Spain/ France/Germany Time)	
TIME	AGENDA ITEM	CONTRIBUTOR	
5:00-5:15 PM	<b>Inauguration</b>		
5:15-6:00 PM	Ameloblastoma: Current understanding and contemporary considerations	Dr. Joel Ferri <i>(Chairman and Head of Oral and Maxillofacial Department, Lille, France)</i>	
6:00-6:30 PM	Radiolucent Lesions of Jawbone: Differentiating for diagnosis	Dr. Ajay Nayak <i>(Chief Maxillofacial Radiologist at INSIGHT CBCT, Mumbai)</i>	
6:30-7:30 PM	Panel Discussion: Conservative to radical surgery for management of ameloblastoma	Dr. S. Kotra Shetty (Moderator) <i>(Prof. Dept. of OMFS, KLE Belgavi)</i> Dr. Joel Ferri Dr. Ajay Nayak	

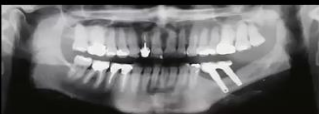




The 1<sup>st</sup> lectures of day one was delivered by **Dr. Joel Ferri (Chairman of Oral and Maxillofacial department, University hospital, Lille, France)**. Dr. Joel is an eminent personality in the field of maxillofacial surgery. He is the Former president and founding member of International bone research association since 2004. Dr. Ferri is also President of the National Professional Council of Oral and Maxillofacial surgery. He is French representative of the oral and maxillofacial surgeons at the UEMS and Member of many expert and advisory groups for national agency of health. The topic of his lecture was '**Ameloblastoma: Current understanding and contemporary considerations**'. The lecture was very informative putting light upon the basics of ameloblastoma.

### Point to take into account : The huge progress of the reconstruction techniques.

- Free flap (vascularised graft),
- Free bone graft,
- Zygomatic implants,
- Biomaterials + BMP,
- etc.

*Live lecture presented by Dr. Joel Ferri on Ameloblastoma*



The next speaker for the day was one with a dynamic personality, **Dr. Ajay Nayak (Chief Maxillofacial Radiologist at INsight CBCT, Mumbai)**. Dr. Nayak is the proud owner of India's first exclusive 3D Maxillofacial Imaging Centre, INsight CBCT. He has graduated from Bapuji Dental College, Karnataka and completed his post-graduation in the specialty of Oral Medicine & Radiology from Yenepoya Dental College, Mangalore. He has 14 years of Exclusive specialty practice in the field of Maxillofacial Imaging. He conducts basic as well as advanced courses on CBCT-related topics that are very well-appreciated and have completely registered modules months in advance. The topic of his lecture was '**Radiolucent lesions**

**of jaw bone: Differentiating for diagnosis**'. Multiple pathologies present as radiolucent lesions. The lecture gave useful tips in identifying and differentiating them.

*Cysts*

- Location
- Periphery
- Internal structure
- Effect on surroundings

**Radicular Cyst**  
**Dentigerous Cyst**

M  
a

Dr. Ajay Nayak

*Live lecture presented by Dr. Ajay Nayak on Radiolucent lesions*

Following the lectures by guest speakers, **Panel discussion** was conducted by **Dr. S.M. Kotrashetti** along with the panellists **Dr. Joel Ferri** and **Dr. Ajay Nayak**.



Dr. Kotrashetti is Professor, Dept. Of OMFS, KLE VK Institute of Dental Sciences. He has completed his MDS in the field of Oral and Maxillofacial Surgery in 1994. He is the Consultant at KLE SMILE TRAIN and Co-ordinator for the correction of Dentofacial Deformities in KLE University. His area of interests are Correction of facial deformities, Facial Trauma, Cleft lip and Palate surgery and Implant Dentistry. The title for panel was '**Management of ameloblastoma**'.

## Case 1

- Anterior Mandible region



M


a



*Panel discussion moderated by Dr. S.M. Kotrashetti with the panellists Dr. Joel Ferri and Dr. Ajay Nayak live on zoom app.*

With this extensive knowledge on radiolucent pathologies and ameloblastoma, the event on day 1 was concluded and post-test form links were circulated in the groups.





The next keynote lecture of Day 2 was delivered by **Dr. PJW Stoelinga (Emeritus professor, Department of OMFS, University of Nijmegen, Netherlands)** Dr. Stoelinga is an Emeritus professor at the University of Nijmegen, The Netherlands. His PhD study “Epithelial cysts of the jaws” has become the basis for his ongoing interest in the origin and pathogenesis of odontogenic keratocysts (KCOT’s) and odontogenic tumors. He has also chaired as the President of the European Association of Craniofacial Surgery and International association of Oral and Maxillofacial Surgery. Other than OKC, Dr. Stoelinga is also interested in Reconstructive surgery, orthognathic surgery and tissue engineered reconstructions in the maxillofacial area. The

topic of his lecture was: ‘My long-term experience in management of OKC’. Sir’s eloquent life journey on OKC was very knowledgeable.

**Study on recurrent KCOT's in 1970**

- 5 Recurrent KCOT's were treated by marginal resections to find out whether the source of the recurrence was located in the bone or surrounding soft tissues.

*Dr. Stoelinga delivering his keynote lecture live on zoom.*

After the keynote lectures, an interactive question answer session was moderated by Dr. Vijaykumar Girhe.

International Digital Conference **Benign Jaw Pathologies**  
Hosted by KIMSDU, Karad & GSR Institute, Hyderabad

**Q & A session on OKC**

Moderated by Dr. Vijaykumar Girhe

Speaker: Dr. PJW Stoelinga

Speaker: Dr. Bernd Lethaus

*Dr. Vijaykumar Girhe moderating the question and answer session live on zoom.*

## PG PRIZE PAPER PRESENTATIONS

Out of 80 PG papers, three best papers were selected by external judges for prize category. The 3 prize papers were judged by: **Dr. Navin Shah**, Prof. & Head OMFS, Sumandeep Vidyapeeth University, Vadodara, **Dr. R.K. Shenoy**, Vice Dean, Prof. & Head OMFS, VSPM Dental College, Nagpur and **Dr. Madan Mishra**, Professor OMFS, SPPGI, Lucknow.

The 3 prize PG papers were presented by:



**Dr. Harshini Bodduluri**

**Title:** Aggressive osteoblastoma of the mandible: A rare case series



**Dr. Alka Ajith**

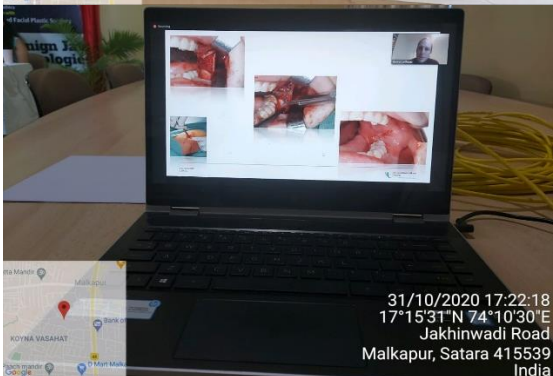

**Title:** A rare case of infiltrating angiomatosis of mandible and maxilla



**Dr. Devyani Bahl**

**Title:** Craniofacial ameloblastoma recurrence 34 Years after hemimandibulectomy – A case report.

With such huge depth of knowledge of OKC and discussion, the 2<sup>nd</sup> day of conference was successfully concluded. The post-test form link was shared on all the groups.



*The local organizing team telecasting the International conference on digital platform*

### DAY 3 CONFERENCE PROCEEDINGS

The pre-test forms for day 3 were distributed on the WhatsApp groups half an hour prior to the commencement of the event (**annexure 6**: pre-test day 3).

DAY 3: 5:00 Onwards (IST) 12:30 Onwards (Spain/ France/Germany Time)

TIME	AGENDA ITEM	CONTRIBUTOR
5:00-5:30 pm	Fibro-osseous lesions of Mandible	Dr. Divya Mehrotra <i>(Professor and Head, Dept of OMFS, King George's Medical University)</i>
5:30-6:00 pm	Fibro-osseous lesions of Maxilla in Paediatric patients	Dr. Josep Rubio <i>(Head of Pediatric Maxillofacial Surgery at Hospital Sant Joan de Déu (Barcelona Children's Hospital), Spain)</i>
6:00-6:30 pm	Evaluating Jaw radio-opacities: Differentiating for diagnosis	Dr. Surekha Puranik <i>(HOD, Dept of OMDR, PMNM dental college &amp; hospital, Bagalkot)</i>
6:30-7:30 pm	Case / Panel discussion (fibro-osseous lesions)	Dr. Niltin Bhola (Moderator) <i>(HOD, Dept of OMFS, Dutta Meghe institute of medical sciences, Wardha)</i> Dr. Divya Mehrotra Dr. Josep Rubio Dr. Surekha Puranik
7:30 -7:45 pm	Valedictory function & PG Best paper result announcement	

The 3<sup>rd</sup> day of conference was begun with the lectures from the national and international speakers which focused upon the fibro-osseous lesions of the jaws. The lectures on day 3 were moderated by **Dr. Seemit Shah** (Prof. & Head, Dept. of OMFS, Rural dental college & hospital, Loni) Dr. Shah is a versatile maxillofacial surgeon and a dedicated academician working as Professor and Head at Rural Dental college, Loni. He is also director and consultant maxillofacial surgeon at Apex super-specialty hospital, Aurangabad.




The 1<sup>st</sup> lecture of day 3 were delivered by **Dr. Divya Mehrotra (Professor and Head, Dept of OMFS, King George's Medical University)**. Divya Mehrotra, is the Vice Dean, Faculty of Dental Sciences, King George's Medical University, Lucknow. She is the Editor-in- chief for the Journal of Oral Biology and Craniofacial Research and was the Former President of Uttar Pradesh Association of Oral Maxillofacial Surgeons of India. She has to her credit 155 international Articles, has co-Authored in 11 books and is editor of 2 prestigious books in oral & maxillofacial surgery. She has delivered more than 75 key note address and presentations in various national and international forum.

The title for her lecture was: '**Fibro-osseous lesions of Mandible**'. It was a very enlightening lecture focused on distinguishing different radiolucent-radiopaque lesions of the jaws.




*Dr. Divya Mehrotra delivering live lecture on zoom.*

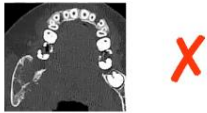


The next keynote speaker was **Dr. Josep Rubio (Head of Pediatric Maxillofacial Surgery at Barcelona Children's Hospital, Spain)** Dr.Rubio is Head of Pediatric Maxillofacial Surgery, Barcelona Children's Hospital, Spain. He is the Member of the European Association for Cranio-Maxillo-Facial Surgery and the AO Foundation.


The topic of his lecture was: **'Fibro-osseous lesions of Maxilla in Paediatric patients'**. It was a very informative lecture guiding on management on paediatric pathologies.




**Capsule**  
Limited growth  
Neighbor tissues compression



**No capsule**  
Rapid growth  
Disorganization +  
recurrence + metastasis



**Tumor**



*Dr. Josep delivering his lecture live.*



The next keynote speaker was **Dr. Surekha Puranik. (HOD, Dept of OMDR, PMNM dental college & hospital, Bagalkot).** Dr. Puranik is an expert in the field of oral medicine and radiology. Madam is Prof and Head, Dept of OMDR, PMNM Dental college and hospital, Bagalkot, Karnataka. She is BOS member for PG RGUHS, Bangalore. Madam is MDS and PhD examiner at NTR, MUHS and Datta Meghe University. She has several publications in national and international journals apart from reviewer for renowned periodicals. The title of her lecture was- '**Evaluating Jaw radio-opacities: Differentiating for diagnosis**' which was very enlightening.

**FCOD**

45 years old

- Confluent hyper dense masses peri apex - 36,37,38 Cystic lucency -35 and 36.
- Above the inferior dental canal.
- Radiolucent halo

*Dr. Surekha Puranik delivering live lecture on zoom.*

## PANEL DISCUSSION, QUESTION AND ANSWER SESSION


Subsequently panel discussion was Conducted by Dr. Nitin Bhola with the panelists Dr. Divya Mehrotra, Dr. Josep Rubio and Dr. Surekha Puranik.



**Dr. Nitin Bhola** (Head of Department, Datta meghe institute of medical sciences, Wardha) Dr. Bhola is a dynamic, versatile and a widely acclaimed maxillofacial surgeon with a blend of the finest surgical skills and very sound knowledge. He is Chairman board of studies (OMFS), Datta Meghe Institute of Medical Sciences Deemed University, Wardha. His unique distinction being the first PhD in head and neck cancer. His fortresses are Cancer and micro reconstruction, Corrective osteotomies, TMJ, and craniofacial surgery. He is a worthy recipient of L.W. Burkitt & H.M. Worth award. Dr. Bhola conducted along with his co-panelists an interactive discussion on **fibro-osseous lesions of craniofacial skeleton.**

# Fibro-osseous lesions of Craniofacial region

Dr.Nitin Bhola  
(MDS, PhD,Mphil,FAOCMF(Ger)FIOBMS,FIOO)  
Professor and Head ,  
Director centre of excellence  
Department of Maxillofacial surgery,SPDC wardha



*Panel discussion moderated by Dr. Nitin Bhola along with the panelists live.*

- **Fibrous dyplasia** - Disease "of" Bone
- **Ossifying fibromas** - Disease "within" bone



*Question and answer session moderated by Dr. Seemit Shah live on zoom.*



## VALEDICTORY FUNCTION

Finally, this academic extravaganza was formally concluded with the valedictory function, with the messages from Dr. Pravin Shingare (honourable pro-chancellor, KIMSDU) and Dr. M. V. Ghorpade (registrar, KIMSDU) and vote of thanks from the organizing secretary Dr. Kumar Nilesh Mishra (Prof. and Head Department of OMFS, SDS, KIMSDU, Karad).

### MESSAGE FROM HON'BLE PRO-CHANCELLOR, KIMSDU

“A very good evening to one and all. Firstly, I would like to thank all the delegates, eminent speakers and students for their participation and making INTERNATIONAL DIGITAL CONFERENCE on benign jaw pathologies a remarkable success. The organizers of the conference, Dr. Nilesh and his team, under the guidance of Dr. Shashikiran, deserve the most profound congratulations for excellent organization and maintaining the spirit of the event. Conducting conferences on such a grand scale requires scrupulous groundwork and structured implementation. I am sure an international digital conference like this has helped the maxillofacial surgeons, clinicians, academicians and trainees to come together, to share and learn new concepts and ideas. Pulling off the task of conducting the conference with over 1000 participants and over 100 PG paper presentations in a short span as this one is nothing less than an appreciable task. It takes huge determination and courage to initiate such a beneficial task for the welfare and betterment of the academic family. I hope this conference proved to be beneficial to all the delegates. As we are adapting to the new normal, we will continue to meet and learn on such virtual platforms. I take this opportunity to thank you all in making this event a memorable one!”



*Dr. Pravin Shingare (Hon'ble Pro-chancellor, KIMSDU) addressing the digital conference*



## MESSAGE FROM REGISTRAR, KIMSDU

“Good evening everyone present here. I would like to congratulate all the delegates, organizing committee and my dear students for the grand success of International Digital Conference. The organizers of the conference DR Nilesh Mishra and team, under the guidance of Dr. Shashikiran, have put in remarkable efforts to bring this entire event together. Considering the present circumstances, it must have been a fastidious job to bring so many National and international delegates together via resorting to an innovative way for imparting and sharing knowledge from different corners of the globe. Dedication shown by the organizing committee is imperative for the growth of the KIMSDU family. KIMSDU has been ever so supportive in all academic endeavors that we have undertaken. We feel blessed to be a part of such a prestigious institution. The desire and willingness of the organizing team and the response of all the delegates and students fuel our mutual efforts guided us to the success of international global symposium. I take this opportunity to thank you all and wish SDS KIMSDU more luck and success for forthcoming events”



### Message

Dr. M.V. Ghorpade  
Registrar, KIMSDU, Karad



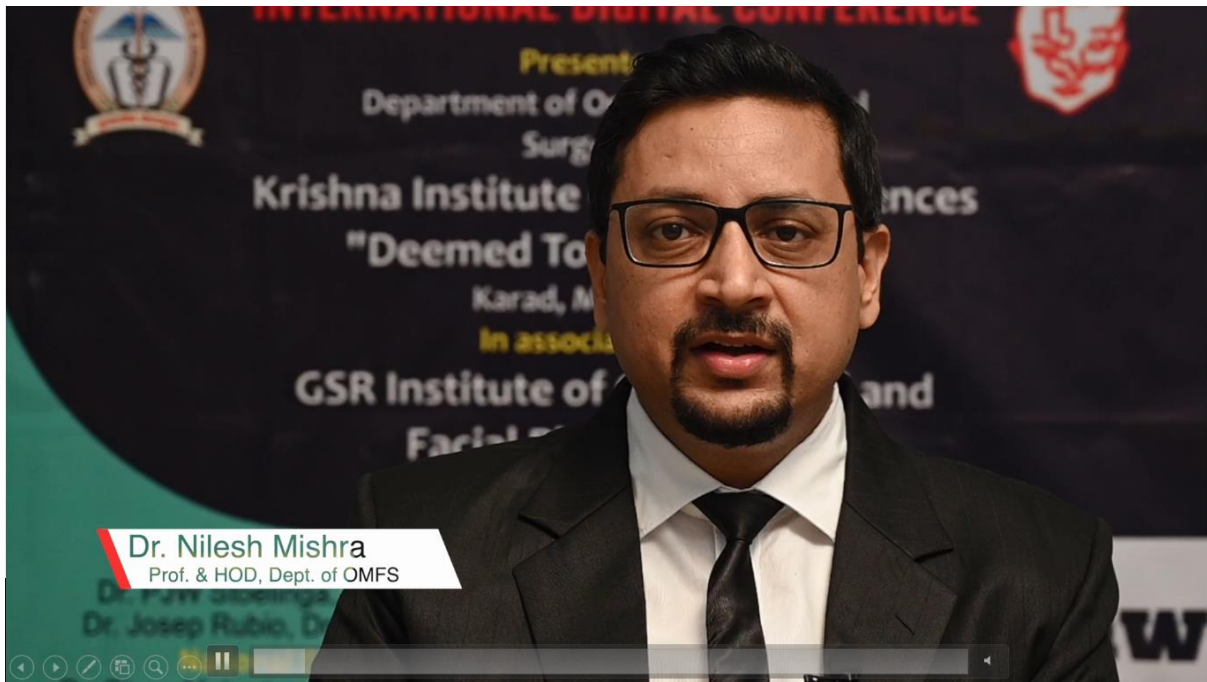
International Digital Conference **Benign Jaw Pathologies**

*Dr. M.V Ghorpade (Registrar, KIMSDU, Karad) addressing the digital conference*



## VOTE OF THANKS FROM ORGANISING SECRETORY

Vote of Thanks was delivered by organizing secretary of the conference and Prof. and Head Department of OMFS, SDS, KIMSDU, Karad, Dr. Kumar Nilesh Mishra.



*Dr. Kumar Nilesh Mishra delivering vote of thanks*

“Hello and good evening everyone. It has been a very fascinating and engaging three days. And as we come to an end, I take the opportunity to put my gratitude into words. I thank all the eminent speakers, moderators and judges for sharing their valuable experiences and time. I thank all the delegates who joined us over the course of these 3 days for their patient listening and interactive participation.

It is a big day for us in the dept. of oral and maxillofacial surgery, KIMSDU, Karad for we have hosted the first digital International conference in collaboration with GSR institute Hyderabad. I vehemently express my gratitude to Gosla Reddy and Kotrashetty sir for being my guiding light in this journey. I would like to thank our beloved Dean, Dr. Shashikiran N.D. for his guidance to materialize these goals. Our university has always been supportive of academic endeavours that we have undertaken. On behalf of SDS I thank our honourable Pro-chancellor Dr. Pravin shringare sir, Vice Chancellor Prof Dr. Neelam Mishra ma'am and Registrar Dr MV Ghaorpade sir for their constant support. I humbly thank our honourable chairman Dr. Suresh Bhosale Sir for his encouragement and guidance.

I thank the IT and photography department, for their support. Talent wins games, but teamwork win championships, I am thankful to my team on ground zero, Dr. Mounesh, Prashant, Pankaj, Payal, Monica, Raveena, Hansraj, Shrenik, Ridhi and Priyanka. They gave this event the shape and executed it to the hilt. Thank you one and all”



After the Vote of Thanks, the results for the prize PG paper category were announced. The 3<sup>rd</sup> rank was achieved by Dr. Harshini Bodduluri, the 2<sup>nd</sup> rank by Dr. Alka Ajith and the 1<sup>st</sup> rank by Dr. Devyani Bahl.

**International Digital Conference Benign Jaw Pathologies**  
Hosted by KIMSDU, Karad & GSR Institute, Hyderabad

**RESULT**  
Postgraduate Prize Paper






**Dr. Devyani Bahl**  
A B Shetty Memorial  
Institute of Dental  
sciences, Mangalore,  
Karnataka




**Dr. Alka Ajith**  
SDM College of Dental  
Sciences and Hospital,  
Dharwad, Karnataka




**Dr. Bodduluri Harshini**  
SDM College of Dental  
Sciences and  
Hospital,  
Dharwad, Karnataka

The three-day event was successfully concluded with guest lectures, panel discussions, interactive Q & A sessions along with postgraduate Paper presentation. The conference saw huge participations.



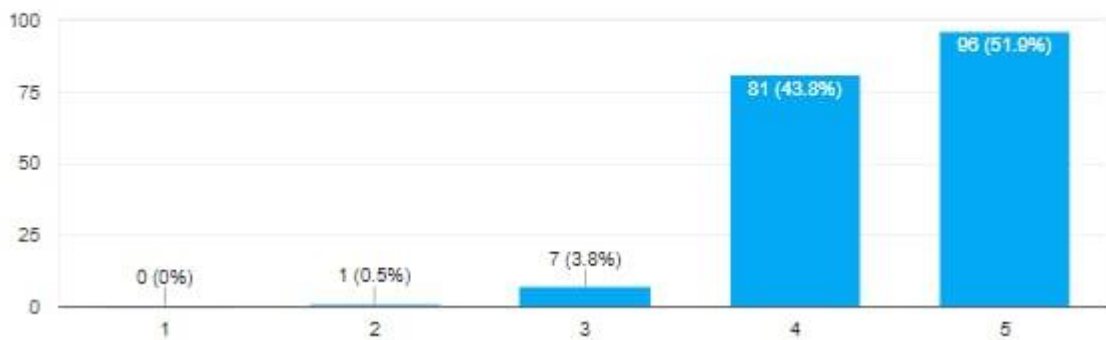
*The organizing team of the conference*

## CONFERENCE FEEDBACK REPORT

At the end of the 3<sup>rd</sup> day of the digital conference, a feedback form was circulated to the participants on the conference WhatsApp groups (**Annexure 7**; feedback form). An encouraging response was received by the participants which shows that the conference was a grand success in providing useful knowledge and clearing doubts in the minds of many regarding the radiodiagnosis of various lesions of jaws.

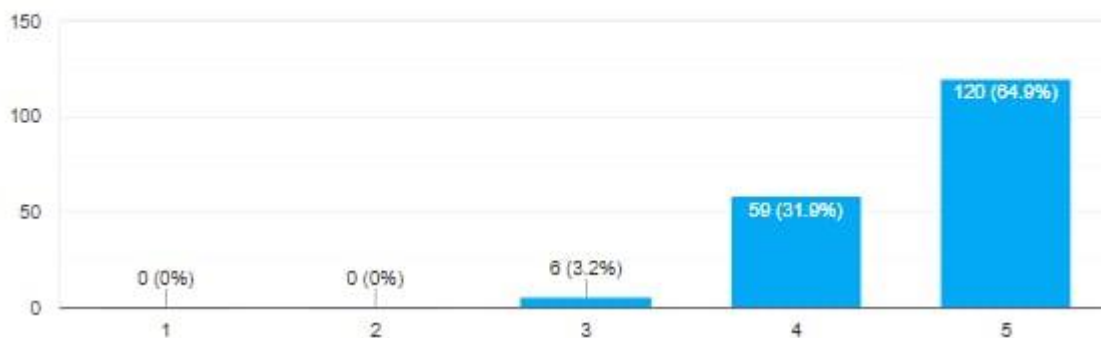
On a scale of 5, rate your level of satisfaction with the conference

185 responses



On a scale of 5, how informative was this conference for you

185 responses



*Response of delegates of the digital conference*

## PRE-POST TEST ASSESMENT REPORT

Pre and post tests were administered on all the 3 days of the conference, before the commencement of the lectures and after the last panel discussion sessions. The test was delivered through the digital test-sheet links forwarded to the delegates on the conference WhatsApp groups. The result of the pre & post-test was evaluated to calculate the learning gain outcome and is tableted below.

Learner outcome was evaluated using pre and post test, with mean pre-test and post-test scores. The **Advanced Learning Gain** was calculated as per formula:

$$\text{ALG} = \text{post test} - \text{pretest} / \text{Total score} \times 100.$$

### Pre & Post-test result:

#### Day 1:

The mean pre-test score was 5% and the mean post test score was 8%. The advanced learning gain calculated was 20%.

#### Day 2:

The mean pre-test score was 4% and the mean post test score was 8%. The advanced learning gain calculated was 40%.

#### Day 3:

The mean pre-test score was 4% and the mean post test score was 9%. The advanced learning gain calculated was 62.5%.

Conference day	Pre-test knowledge (%)	Post-test knowledge (%)	Learning gain (%)
1	5	8	30
2	4	8	40
3	4	9	62.5

## CONFERENCE OUTCOME REPORT

The conference was conducted to bring eminent surgeons in the field of maxillofacial and oral surgery, as well as head & neck imaging to discuss, debate and highlight their experience in field of benign jaw pathologies. The outcome from the digital meeting included:

- The global composition of the keynote speakers helped in **exchange of ideas and experiences of eminent surgeons** in management strategies of jaw pathologies **from around the world**.
- The interactive panel, case discussion, question and answer session allowed the **participants to benefit from the expertise of the well-known national & international surgeons**. The benefits derived from the interactive sessions was also highlighted in the feedback comments from the participants.
- This digital association has allowed the Dept. of Oral & Maxillofacial Surgery, SDS, KIMSDU, Karad to establish a formal connect with the heads of various reputed foreign varsities & hospitals. This opens-up **avenues for future multicentric studies, collaborations, joint academic organizations** etc.
- Possibility of a **multicentric study on Keratocystic jaw tumours, is already being discussed** between Dr. Kumar Nilesh Mishra (Prof & Head, Dept. of Oral & Maxilloafcial Surgery, KIMSDU, Karad) and Dr. PJW. Stoelinga (Emiritus professor, Department of OMFS, University of Nijmegen, Netherlands). This soon will be formalized after the protocol for the same id drafted.
- This event was a joint venture between Dept. of Oral & Maxillofacial surgery, SDS, KIMSDU, Karad and GSR institute of craniofacial & plastic surgery, Hyderabad. This event **strengthens the already existing MOU** between the two institutes and will help to further the goal of academic and patient care excellence.
- The event also helped to **highlight the objective and efforts of our university in supporting academic excellence** to various academic centres, hospitals, universities not just in India, but also around the globe. Beside India, the conference saw participations from various countries including, Netherlands, Spain, France, Germany, Ethiopia, Middle-east countries, Sri Lanka among others.
- The conference provided the digital **platform for postgraduate students** from across Indian and globally, to present their cases/reviews/research on jaw pathologies.

## CONFERENCE ORGANIZING COMMITTEE



**DR. GOSLA S. REDDY**  
Prof. GSR institute of  
craniofacial surgery, Hyderabad  
*Organizing chairman*



**DR. S. M. KOTRASHETTI**  
Prof. Department of OMFS,  
KLE, Belgavi  
*Organizing co-chairman*



**DR. K. NILESH MISHRA**  
Prof. &HOD Department of  
OMFS, SDS, KIMSDU, Karad  
*Organizing secretary*



**DR. MOUNESHKUMAR**  
Reader, Department of  
OMFS, SDS, KIMSDU,  
Karad  
*Scientific committee co-  
ordinator*



**DR. PRASHANT P.**  
Reader, Department of  
OMFS, SDS, KIMSDU,  
Karad  
*In-charge, PG paper  
presentations*



**DR. PANKAJ PATIL**  
Sr. Lecturer,  
Department of OMFS,  
SDS, KIMSDU, Karad  
*In-charge, audio  
visuals*



**DR. PAYAL MATE**  
Sr. Lecturer, Department  
of OMFS, SDS, KIMSDU,  
Karad  
*In-charge, registration*



The organizing team; from right to left, Dr. Hansraj Patil, Dr. Adhishree Joshi, Dr. Aishwarya Ramgadiya, Dr. Priyanka Gupta, Dr. Riddhi Mahalle, Dr. Monica Patil, Mr. Razak Mulla, Dr. Shrenik Chouradiya (standing), Dr. Mounesh Kumar CD, Dr. K. Nilesh Mishra (Prof. & HOD), Dr. Shashikiran ND (Dean), Dr. Prashant Punde, Dr. Pankaj Patil, Dr. Payal Mate.