

1. Enter given enrollment number and password to enter in the portal.

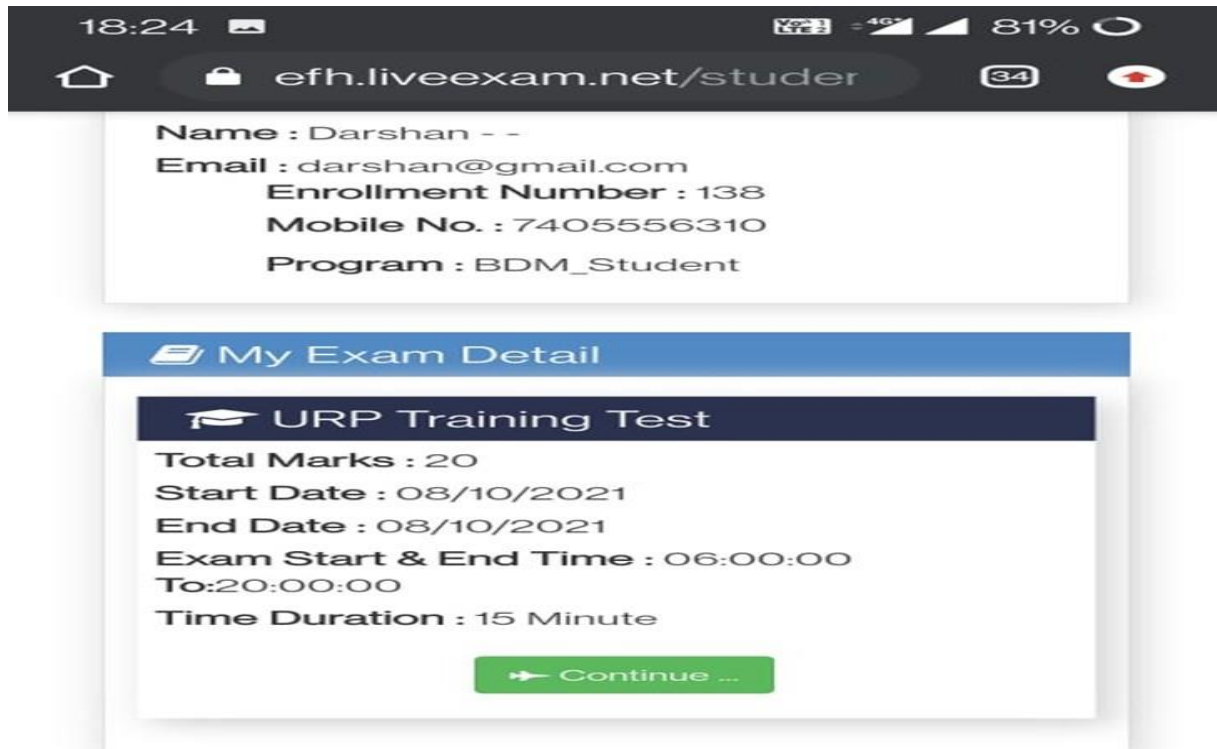
Enter Enrollment Number

Enter Password

Log In

[Get Your Password](#)

2. Now, you can see Continue button on the live exam. Just click on it to start the exam.



18:24 4G+ 81%

efh.liveexam.net/studer 34

**Name :** Darshan - -  
**Email :** darshan@gmail.com  
**Enrollment Number :** 138  
**Mobile No. :** 7405556310  
**Program :** BDM\_Student

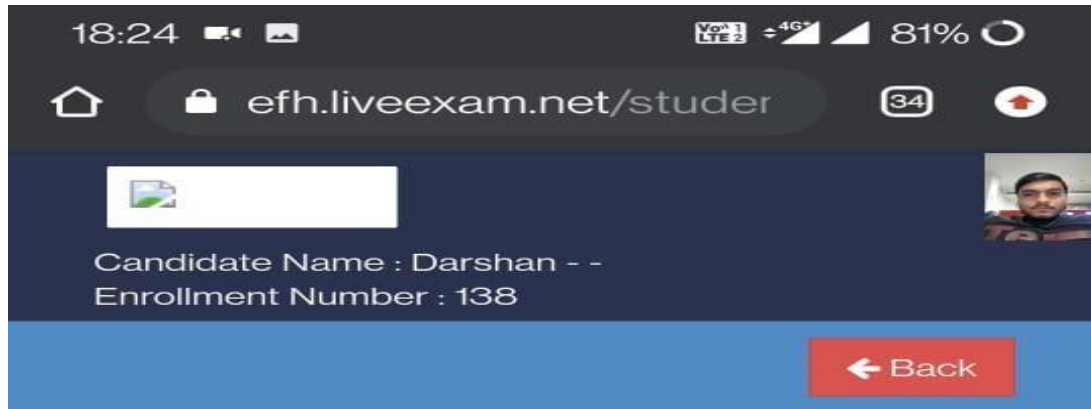
**My Exam Detail**

**URP Training Test**

**Total Marks :** 20  
**Start Date :** 08/10/2021  
**End Date :** 08/10/2021  
**Exam Start & End Time :** 06:00:00  
**To:**20:00:00  
**Time Duration :** 15 Minute

Continue ...

3. After click on continue, student can see this page where they have to allow camera and microphone to the browser if were asked. Student needs to be stable infront of camera and let camera capture your face first.



### > URP Training Test

Start Date : 08/10/2021  
End Date : 08/10/2021  
Start Time : 06:00:00  
End Time : 20:00:00  
Total Marks / Question: 20 / 10  
Time Duration : 15 Minutes

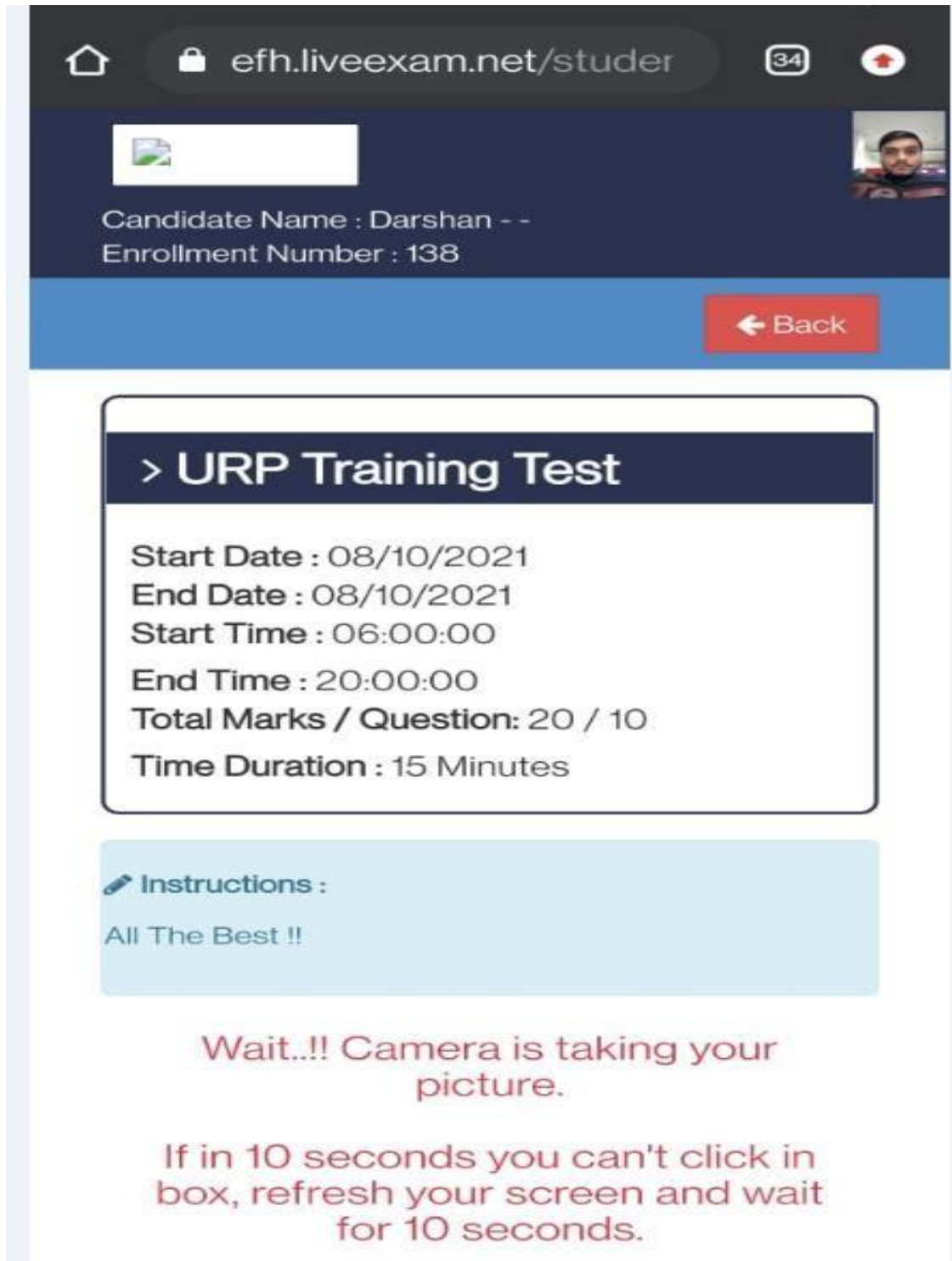
 **Instructions :**  
All The Best !!

Wait..!! Camera is taking your picture.

If in 10 seconds you can't click in box, refresh your screen and wait for 10 seconds.



4. Once camera will capture your face only after you will get "I Agree" check box. Click that check box and start the exam.



The screenshot shows a web browser interface for a live exam. The address bar displays 'efh.liveexam.net/studer'. The page header includes a home icon, a lock icon, a notification badge with '34', and a camera icon. Below the header, there is a candidate information section with a profile picture placeholder and a small video feed of the candidate. The candidate's name is 'Darshan' and the enrollment number is '138'. A red 'Back' button is located in the bottom right corner of the header area.

**> URP Training Test**

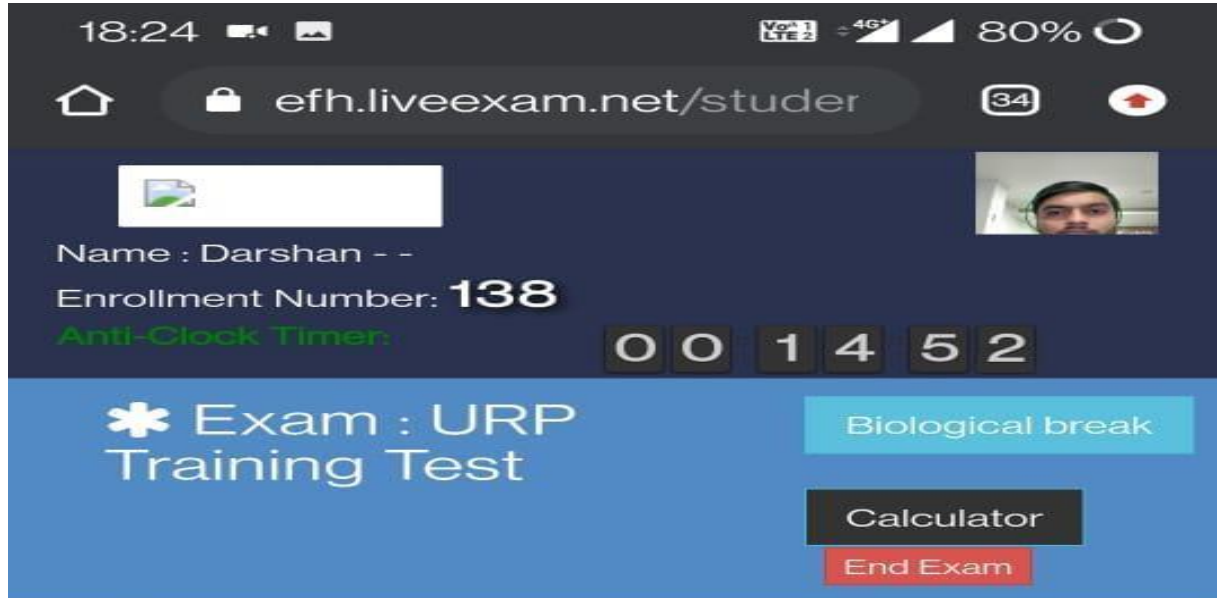
Start Date : 08/10/2021  
End Date : 08/10/2021  
Start Time : 06:00:00  
End Time : 20:00:00  
Total Marks / Question: 20 / 10  
Time Duration : 15 Minutes

**Instructions :**  
All The Best !!

**Wait..!! Camera is taking your picture.**

**If in 10 seconds you can't click in box, refresh your screen and wait for 10 seconds.**

- 5. Exam will start after you click "start exam". This is the live exam page. Be aware, do not make movement as warning will be floated on your every movement on th screen.



Q.1

(2 marks )

CO & PO are featured in.....

Ans.

- Lesson plan
- Topics
- Prepare Time table
- Teaching Aid

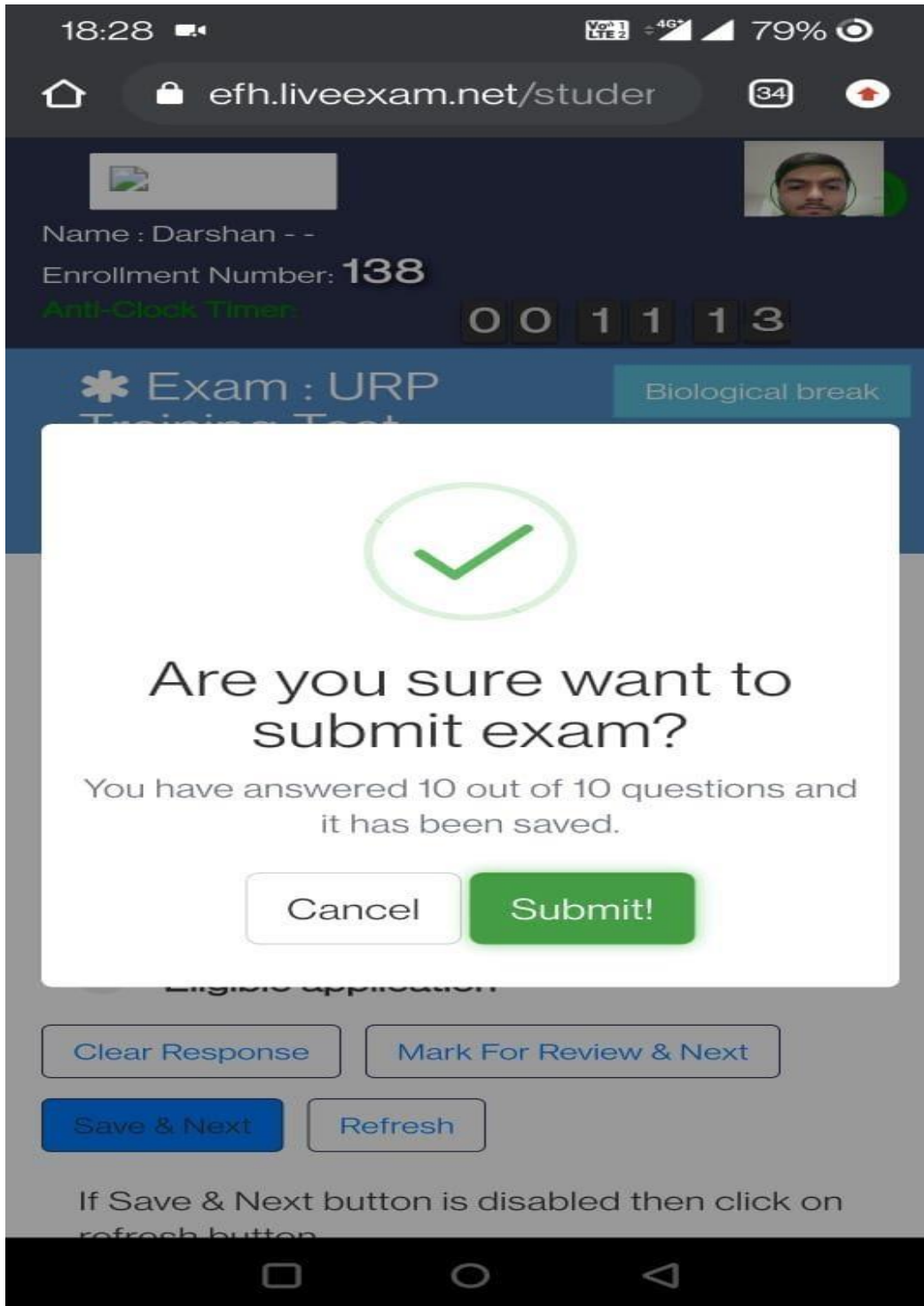
Clear Response      Mark For Review & Next

Save & Next      Refresh

If Save & Next button is disabled then click on refresh button.



6. After answering all the questions you will get popup to submit the exam.



## iEXAM-INFINITY INFOWAY PVT LTD

### General Information :

- We suggest to prefer chrome browser to appear exam.
- If front camera is not open while starting, go to the 3 dots at the top right of chrome > settings > site setting > camera > turn on setting

**All the Best**